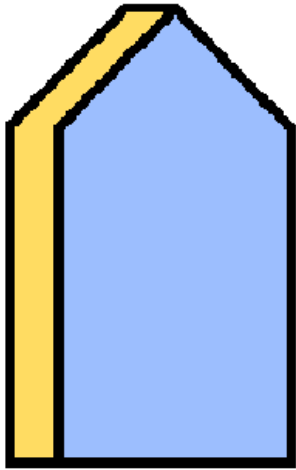
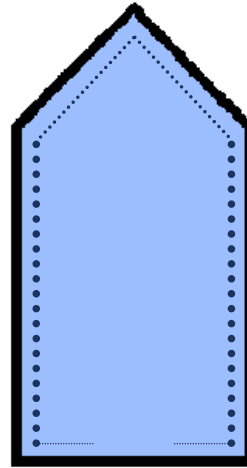


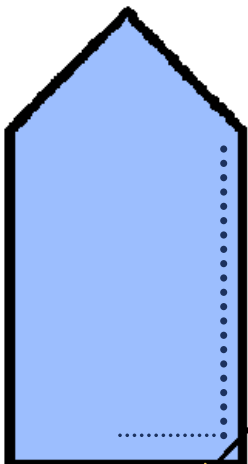
Modello per busta portadocumenti




**unire i due
rovesci dei
tessuti**



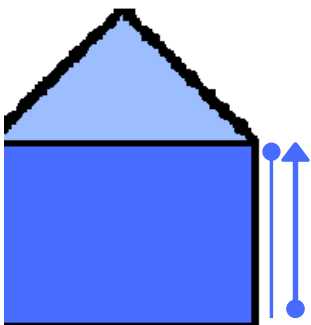
**cucire tutto
intorno (tranne
10 cm)**



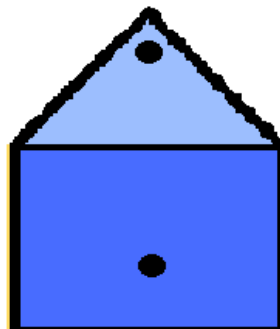
**tagliare gli
angoli e
rovesciare**



**cucire la parte
che è rimasta
aperta**



**sovrapporre
e cucire
tutto intorno**



**aggiungere
un bottone
o del velcro**



FINE